



Rove Concepts

Wishbone Bed

Delight in the sophisticated warmth of the Wishbone Bed. Subtle yet elegant, the natural wood and cane detailing unites with the contemporary curves of this modern bed frame to create a timeless balance in any bedroom.

Pair with the Wishbone Nighstand or Wishbone Dresser to complete your space.

Details

- White oak veneer
- California Phase 2 Compliant MDF
- Rattan headboard detailing
- Natural cane
- Support bar for headboard
- Standard quality framing is secured with strong metal brackets
- European flexible slat system included
- Brass ring foot detailing
- Approximately 2.2-inch mattress inset
- Assembly required

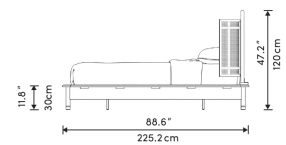
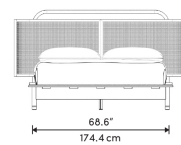
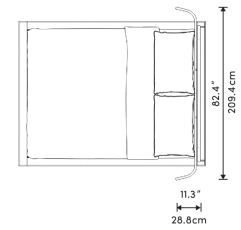
*Mattress in images is 12" thick

Dimensions

82.4 in x 88.6 in x 47.2 in (Width x Depth x Height)
All measurements are approximations.

Assembly Instructions
[Download](#)

Queen Size



King Size

