



Rove Concepts

## Evelyn Outdoor Left Arm Chaise

Created with an eye for beautiful details, the Evelyn Outdoor Left Arm Chaise enhances any outdoor lounge space. Set on slender metal legs that elevates Evelyn's contemporary silhouette for an airy, float-like effect. Consisting of fast dry foam wrapped in UV resistant fabric and generously-sized seats, the Evelyn Modular Collection is an elegant and comfortable choice for any outdoor living area.

See the entire Outdoor Evelyn Collection [here](#).

Also available in an outdoor modular sectional [here](#).

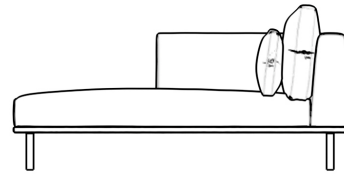
### Details

- Fast dry foam
- Solid stainless steel legs available in chrome or matte black finish
- UV resistant fabric seat
- Includes two throw cushions and connector
- Available as preset or custom modular configurations
- Firm Feel (Learn more about our sofa firmness [here](#).)
- Assembly required

### Dimensions

70 in x 35 in x 28.3 in (Width x Depth x Height)  
 Seat Height: 16.5 in  
 Seat Depth: 62.2 in  
 All measurements are approximations.


7.9" | 20cm



28.3" | 72cm

70" | 177.8cm

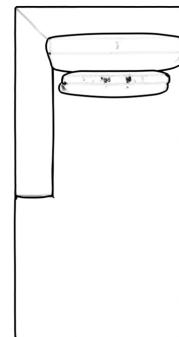
28.3" | 72cm



7.9" | 20cm

35" | 89cm

40" | 101.6cm



70" | 177.8cm