



Rove Concepts

## Hugo Corner

This head turning symmetrical corner seat blends traditional style and comfort with modern industrial technique. Use on its own or combine with other pieces from the Hugo Collection for a stunning assembly. With generous width and seat depth, the delicate but strong supportive legs create the illusion of floating. Unwinding with Hugo will surely bring you up to cloud nine.

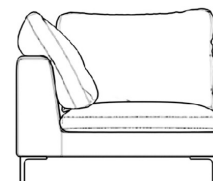
Additional leg color options available [here](#).

### Details

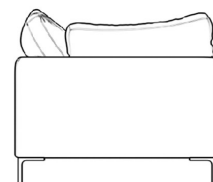
- Kiln-dried hardwood frame with doweled joints and reinforced corner blocks
- Soft-padded frame made with polyurethane foam wrapped in polyester fiber
- 8 gauge sinuous spring construction
- 3 layer high-density foam cushioning topped with premium 100% goose feathers
- Includes 2 throw cushions and connector
- Slanted backrest on both sides
- Solid stainless steel legs available in chrome, matte black, or rose gold finish
- Medium-Firm Feel ([Learn more about our sofa firmness here.](#))
- Light assembly required. Only legs are detached for your convenience

### Dimensions

41 in x 41 in x 33 in (Width x Depth x Height)  
All measurements are approximations.



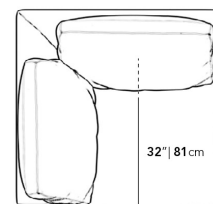
41" | 104cm  
7" | 17.8cm



33" | 83.8cm

17.3" | 44cm

41" | 104cm



41" | 104cm

32" | 81cm