



Rove Concepts

Hugo Left Arm Corner

This head turning corner seat blends traditional style and comfort with modern industrial technique. Use on its own or combine with other pieces from the Hugo Collection for a stunning assembly. With generous width and seat depth, the delicate but strong supportive legs create the illusion of floating. Unwinding with Hugo will surely bring you up to cloud nine.

[Additional leg color options available here.](#)

Details

- Kiln-dried hardwood frame with doweled joints and reinforced corner blocks
- Soft-padded frame made with polyurethane foam wrapped in polyester fiber
- 8 gauge sinuous spring construction
- 3 layer eco-friendly high-density foam cushioning topped with premium 100% goose feathers
- Includes 2 throw cushions and connector
- Slanted backrest for increased comfort
- Solid stainless steel legs available in chrome, matte black, or rose gold finish
- Medium-Firm Feel ([Learn more about our sofa firmness here.](#))
- Legs require light assembly

Dimensions


48 in x 41.3 in x 25.5 in (Width x Depth x Height)

Seat Height: 17.3 in

Seat Depth: 32 in


Arm Height: 25.5 in

All measurements are approximations.



7" | 17.8cm

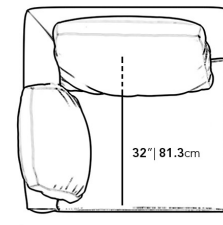
48" | 122cm



25.5" | 64.7cm

17.3" | 44cm

41.3" | 105cm



32" | 81.3cm

48" | 122cm