



Rove Concepts

Porter Armless


The Porter is a structured armless seat with boxy flare and a low-set profile. An elevated back rest provides ample lean-back support, while high-density foam cushioning is nicely rounded and perfectly firm. Detailed pipe stitching around the edges finishes the modern design that can be combined with other Porter Modular pieces to create your perfect sectional.

Details

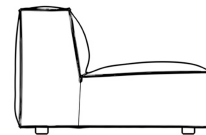
- Kiln-dried hardwood frame with doweled joints and reinforced corner blocks
- Soft-padded frame made with polyurethane foam wrapped in polyester fiber
- 8 gauge sinuous spring construction
- 3 layer eco-friendly high-density foam cushioning
- Medium-Firm Feel (Learn more about our sofa firmness [here](#).)
- Legs require light assembly

Dimensions

32 in x 38 in x 24.4 in (Width x Depth x Height)
 Seat Height: 14.5 in
 Seat Depth: 25 in
 All measurements are approximations.



32" | 81.3cm

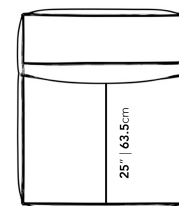


25" | 63.5cm

14.8" | 37.6cm

12.6" | 32cm

38" | 96.5cm



25" | 63.5cm